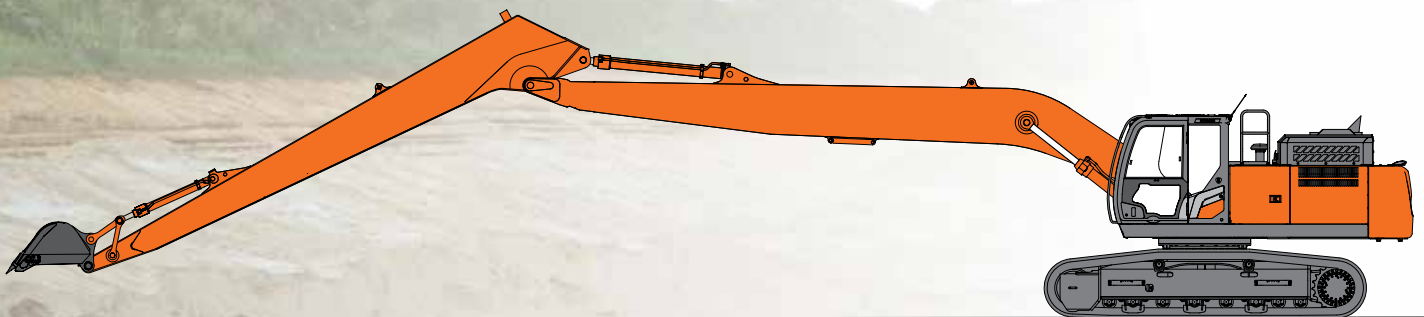


SUPER LONG FRONT

ZAXIS 250_{LC}/ZAXIS 300_{LC}/ZAXIS 350_{LC}

A P P L I C A T I O N & A T T A C H M E N T



HYDRAULIC EXCAVATOR

Model code : ZX250LC-7 / ZX250LCN-7
Engine rated power : 140 kW (ISO14396)
Operating weight : 28 700 – 30 000 kg
Bucket ISO heaped : 0.40-0.66 m³

Model code : ZX300LC-7 / ZX300LCN-7
Engine rated power : 197 kW (ISO14396)
Operating weight : 33 000 – 34 300 kg
Bucket ISO heaped : 0.40-0.82 m³

Model code : ZX350LC-7 / ZX350LCN-7
Engine rated power : 210 kW (ISO14396)
Operating weight : 38 100 – 39 500 kg
Bucket ISO heaped : 0.40-1.40 m³

SPECIFICATIONS

ZX350LC / ZX350LCN

ENGINE

Model	Isuzu 6HK1X
Type	4-cycle water-cooled, common rail direct injection
Aspiration	Variable geometry turbocharged, intercooled, cooled EGR
Aftertreatment	DOC+CSF+SCR system
No. of cylinders	6
Rated power	
ISO 14396	210 kW at 1 900 min ⁻¹
ISO 9249, net	202 kW at 1 900 min ⁻¹
SAE J1349, net	202 kW at 1 900 min ⁻¹
Maximum torque	1 080 Nm at 1 500 min ⁻¹
Piston displacement	7.790 L
Bore and stroke	115 mm x 125 mm
Batteries	2 x 12 V / 128 Ah

HYDRAULIC SYSTEM

Hydraulic Pumps

Main pumps	3 variable displacement axial piston pumps
Maximum oil flow	2 x 288 L/min 1 x 260 L/min
Pilot pump	1 gear pump
Maximum oil flow	36.8 L/min

Hydraulic Motors

Travel	2 variable displacement axial piston motors
Swing	1 axial piston motor

Relief Valve Settings

Implement circuit	34.3 MPa
Swing circuit	32.4 MPa
Travel circuit	34.3 MPa
Pilot circuit	3.9 MPa
Power boost	38.0 MPa

Hydraulic Cylinders

ZX350LC / ZX350LCN TYPE HE15LD SUPER LONG FRONT

	Quantity	Bore	Rod diameter
Boom	2	145 mm	100 mm
Arm	1	170 mm	115 mm
Bucket	1	130 mm	90 mm

ZX350LC / ZX350LCN TYPE HE18LD SUPER LONG FRONT

	Quantity	Bore	Rod diameter
Boom	2	145 mm	100 mm
Arm	1	170 mm	115 mm
Bucket	1	115 mm	80 mm

ZX350LC / ZX350LCN TYPE HE20LD/HE22 SUPER LONG FRONT

	Quantity	Bore	Rod diameter
Boom	2	145 mm	100 mm
Arm	1	170 mm	115 mm
Bucket	1	105 mm	75 mm

UPPERSTRUCTURE

Revolving Frame

D-section frame for resistance to deformation.

Swing Device

Axial piston motor with planetary reduction gear is bathed in oil. Swing circle is single-row. Swing parking brake is spring-set/hydraulic-released disc type.

Swing speed	6.3 min ⁻¹ (rpm)
Swing torque	99.6 kNm (10 156 kgfm)

UNDERCARRIAGE

Tracks

Heat-treated connecting pins with dirt seals. Hydraulic (grease) track adjusters with shock-absorbing recoil springs.

Numbers of Rollers and Shoes on Each Side

	ZX350LC / ZX350LCN
Upper rollers	2
Lower rollers	8
Track shoes	48
Track guards	3

Travel Device

Each track driven by 2-speed axial piston motor. Parking brake is spring-set/hydraulic-released disc type. Automatic transmission system: High-Low.

Travel speeds	High : 0 to 5.0 km/h Low : 0 to 3.2 km/h
Maximum traction force	298 kN
Gradeability	70% (35 degree) continuous

SOUND LEVEL

Sound level in cab according to ISO 6396 LpA 71 dB(A)
External sound level according to ISO 6395 and
EU Directive 2000/14/EC LwA 104 dB(A)

SERVICE REFILL CAPACITIES

	ZX350LC / ZX350LCN
Fuel tank	630.0 L
Engine coolant	48.0 L
Engine oil	48.0 L
Swing device	15.7 L
Travel device (each side)	11.0 L
Hydraulic system	340.0 L
Hydraulic oil tank	198.0 L
DEF/AdBlue® tank	70.0 L

SPECIFICATIONS

ZX350LC / ZX350LCN

WEIGHTS AND GROUND PRESSURE

ZX350LC TYPE HE15LD SUPER LONG FRONT:

Equipped with 9.00 m monoblock boom, 6.00 m arm and 1.0 m³ bucket (SAE, PCSA heaped), 10 300 kg counterweight.

Shoe type	Shoe width	Operating weight	Ground pressure
Triple grouser	600 mm	38 300 kg	73 kPa (0.74 kgf/cm ²)
	700 mm	38 700 kg	63 kPa (0.64 kgf/cm ²)
	800 mm	39 100 kg	55 kPa (0.56 kgf/cm ²)
	900 mm	39 500 kg	50 kPa (0.51 kgf/cm ²)

ZX350LCN TYPE HE15LD SUPER LONG FRONT:

Equipped with 9.00 m monoblock boom, 6.00 m arm and 1.0 m³ bucket (SAE, PCSA heaped), 10 300 kg counterweight.

Shoe type	Shoe width	Operating weight	Ground pressure
Triple grouser	600 mm	38 100 kg	72 kPa (0.73 kgf/cm ²)
	700 mm	38 500 kg	62 kPa (0.63 kgf/cm ²)

ZX350LC TYPE HE18LD SUPER LONG FRONT:

Equipped with 10.45 m monoblock boom, 7.02 m arm and 0.7 m³ bucket (SAE, PCSA heaped), 10 300 kg counterweight.

Shoe type	Shoe width	Operating weight	Ground pressure
Triple grouser	600 mm	38 400 kg	73 kPa (0.74 kgf/cm ²)
	700 mm	38 700 kg	63 kPa (0.64 kgf/cm ²)
	800 mm	39 100 kg	55 kPa (0.56 kgf/cm ²)
	900 mm	39 500 kg	50 kPa (0.51 kgf/cm ²)

ZX350LCN TYPE HE18LD SUPER LONG FRONT:

Equipped with 10.45 m monoblock boom, 7.02 m arm and 0.7 m³ bucket (SAE, PCSA heaped), 10 300 kg counterweight.

Shoe type	Shoe width	Operating weight	Ground pressure
Triple grouser	600 mm	38 200 kg	72 kPa (0.73 kgf/cm ²)
	700 mm	38 500 kg	62 kPa (0.63 kgf/cm ²)

ZX350LC TYPE HE20LD SUPER LONG FRONT:

Equipped with 11.80 m monoblock boom, 8.20 m arm and 0.45 m³ bucket (SAE, PCSA heaped), 9 940 kg counterweight.

Shoe type	Shoe width	Operating weight	Ground pressure
Triple grouser	600 mm	38 100 kg	72 kPa (0.73 kgf/cm ²)
	700 mm	38 500 kg	62 kPa (0.63 kgf/cm ²)
	800 mm	38 900 kg	55 kPa (0.56 kgf/cm ²)
	900 mm	39 200 kg	49 kPa (0.50 kgf/cm ²)

ZX350LCN TYPE HE20LD SUPER LONG FRONT:

Equipped with 11.80 m monoblock boom, 8.20 m arm and 0.45 m³ bucket (SAE, PCSA heaped), 9 940 kg counterweight.

Shoe type	Shoe width	Operating weight	Ground pressure
Triple grouser	600 mm	37 900 kg	72 kPa (0.73 kgf/cm ²)
	700 mm	38 300 kg	62 kPa (0.63 kgf/cm ²)

ZX350LC TYPE HE22 SUPER LONG FRONT:

Equipped with 12.30 m monoblock boom, 9.45 m arm and 0.40 m³ bucket (SAE, PCSA heaped), 9 940 kg counterweight.

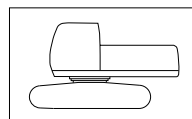
Shoe type	Shoe width	Operating weight	Ground pressure
Triple grouser	600 mm	38 100 kg	72 kPa (0.73 kgf/cm ²)
	700 mm	38 500 kg	62 kPa (0.63 kgf/cm ²)
	800 mm	38 900 kg	55 kPa (0.56 kgf/cm ²)
	900 mm	39 300 kg	49 kPa (0.50 kgf/cm ²)

ZX350LCN TYPE HE22 SUPER LONG FRONT:

Equipped with 12.30 m monoblock boom, 9.45 m arm and 0.40 m³ bucket (SAE, PCSA heaped), 9 940 kg counterweight.

Shoe type	Shoe width	Operating weight	Ground pressure
Triple grouser	600 mm	37 900 kg	72 kPa (0.73 kgf/cm ²)
	700 mm	38 300 kg	62 kPa (0.63 kgf/cm ²)

Basic Machine Weight and Overall width



Excluding front end attachment, additional counterweight, fuel, hydraulic oil and coolant etc.

Including counterweight.

ZX350LC

Shoe width	Weight	Overall width
600 mm	29 900 kg	3 190 mm
700 mm	30 300 kg	3 290 mm
800 mm	30 700 kg	3 390 mm
900 mm	31 100 kg	3 490 mm

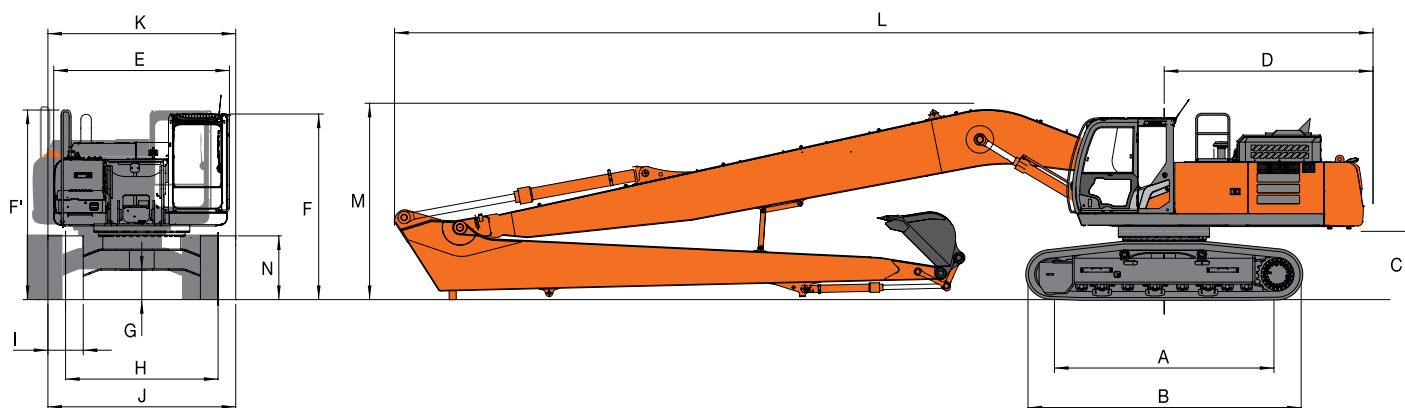
ZX350LCN

Shoe width	Weight	Overall width
600 mm	29 900 kg	2 990 mm
700 mm	30 200 kg	3 090 mm

SPECIFICATIONS

ZX350LC / ZX350LCN

DIMENSIONS



Unit: mm

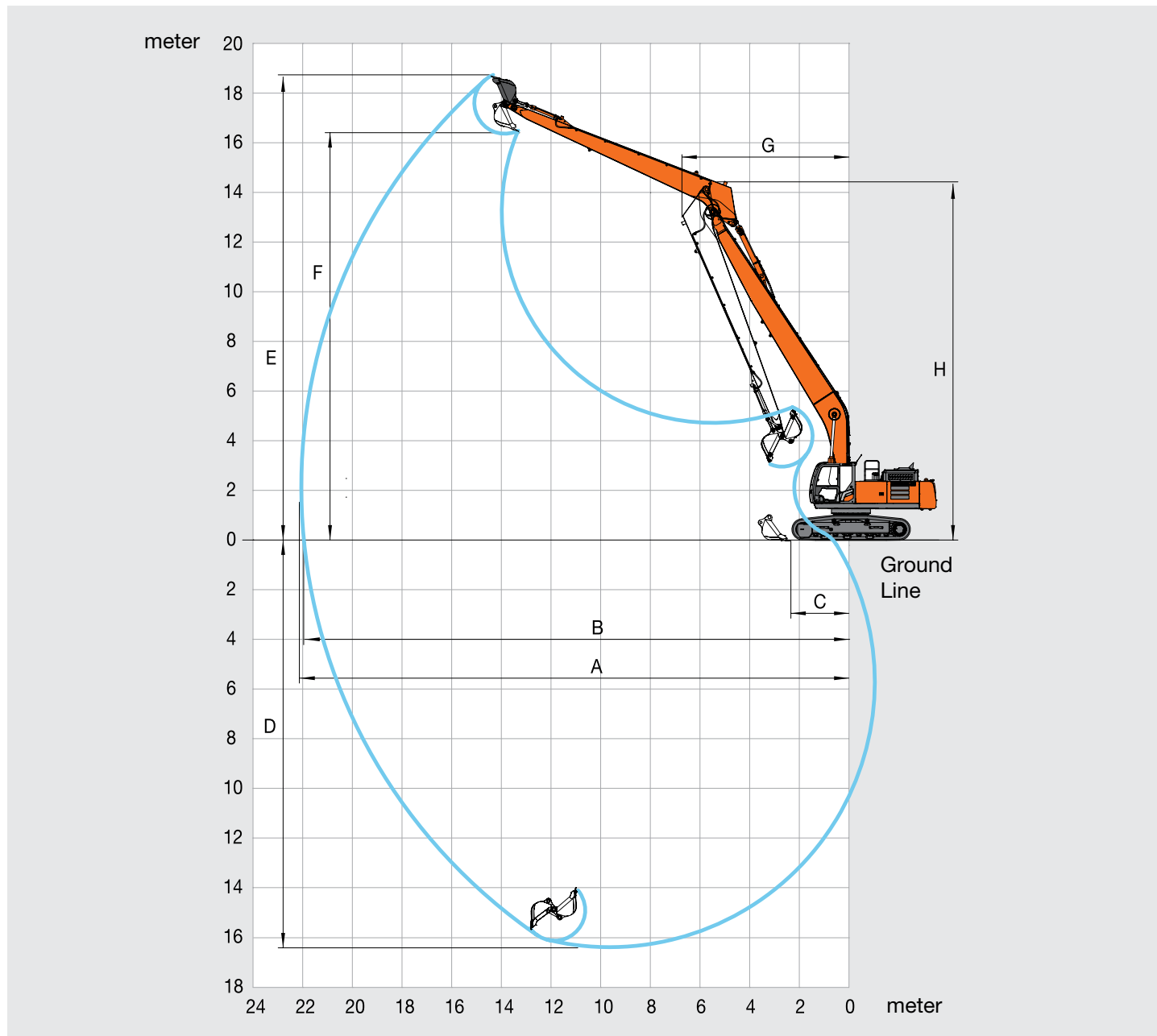
	ZX350LC TYPE HE22	ZX350LCN TYPE HE22
A Distance between tumblers	4 050	4 050
B Undercarriage length	4 950	4 950
*C Counterweight clearance	1 160	1 160
D Rear-end swing radius	3 600	3 600
E Overall width of upperstructure	2 990	2 990
F Overall height of cab	3 150	3 150
F' Overall height of handrail	3 220	3 220
*G Min. ground clearance	500	500
H Track gauge	2 590	2 390
I Track shoe width	600 / 700 / 800 / 900	600 / 700
J Undercarriage width	3 190 / 3 290 / 3 390 / 3 490	2 990 / 3 090
K Overall width	3 190 / 3 290 / 3 390 / 3 490	2 990 / 3 090
L Overall length	17 090	17 090
M Overall height of boom	3 400	3 400
N Track height with triple grouser shoes	1 070	1 070

•* : Excluding track shoe lug

SPECIFICATIONS

ZX350LC / ZX350LCN

WORKING RANGES



Unit: mm

	ZX350LC / ZX350LCN TYPE HE22
A Max. digging reach	22 070
B Max. digging reach (on ground)	21 970
C Max. level crowding distance	2 410
D Max. digging depth	16 430
E Max. cutting height	18 720
F Max. dumping height	16 360
G Min. swing radius	6 750
H Min. swing radius height	14 720
Bucket digging force ISO	64 kN (6 490 kgf)
Arm crowd force ISO	52 kN (5 330 kgf)

• Excluding track shoe lug

Note: Working range can be changed, depending on bucket size.

